



HONDA GENERATORS & PUMPS

PUMPS



Water Pump

- Lightweight Aluminum Pump- Weighs only 15 lbs.
- 40 gal./min capacity
- Uses regular gasoline - no mixing of oil and gas!


WX10A4



Water Pump

- Powerful Easy Start Honda mini 4-stroke Pump
- Easy-starting 2.5hp Honda mini 4-stroke engine Protected by Honda Oil Alert
- Lightweight Aluminum Pump (20lbs.!)
- Uses regular gasoline - no mixing of oil and gas!
- 72 gal./min capacity


WX15AX2



Water Pump

- Multi-purpose, Centrifugal Self-priming 2" Pump
- Thermoplastic pump housing for Chemical Capability
- Honda 5.5hp OHV Commercial engine
- 220 gal./min capacity
- Isolation Mounted Engine and Pump with Full Frame Protection

WMP20XA



Water Pump

- Heavy Duty 2" De-Watering Pump
- Easy-start Honda 4hp OHV Commercial engine Protected by Honda Oil Alert
- 153 gal./min. capacity
- Cast Iron Volute and Impeller

WB20XK2



Water Pump

- Heavy Duty 3" De-Watering pump
- Easy-start Honda 5.5hp OHV commercial engine protected by Honda Oil Alert
- Heavy duty full frame protection and isolation mounted engine and pump
- Silicon carbide mechanical seal
- 275 gal./min. capacity

WB30XK2



Water Pump

- Heavy-duty 2" construction trash pump
- Easy-start Honda 5.5 hp OHV commercial engine Protected by Honda Oil Alert
- 187 gal./min capacity Solid Handling Capability up to 13/16"
- Easy Quick Clean Out Port And Easy Service Wear Plate
- Standard Screen and Service Tool

WT20XK3C



Water Pump

- Heavy-duty 3" construction trash pump
- Easy-start Honda 8 hp OHV commercial engine Protected by Honda Oil Alert
- Full Frame Protection
- 319 gal./min capacity Solid Handling Capability up to 1-1/16"

WT30XK2C



Water Pump

- Heavy-duty 4" construction trash pump
- Easy-start Honda 11 hp OHV commercial engine Protected by Honda Oil Alert
- Full Frame Protection
- 433 gal./min capacity
- Solid Handling Capability up to 1-1/16"

WT40XK2C

If You Don't See It, Call And Ask About Our Special Order Program

E-MAIL sales@verticalsolutions.net

HONDA GENERATORS & PUMPS



Water Pump

- 1/3hp, 115V submersible pump
- Lightweight durable stainless steel casing
- 40 gal./min capacity
- Built in Thermal Reset Switch
- Automatic float switch

WSP33AA



Water Pump

- 1/2hp, 115V submersible trash pump
- Lightweight durable stainless steel casing
- 110 gal./min capacity
- Built in Thermal Reset Switch
- Automatic float switch

WSP50AA



Water Pump

- 1hp, 115V submersible pump trash pump
- Light weight durable stainless steel casing
- Built in Thermal Reset Switch
- Automatic Non Mercury float switch

WSP100AA



Water Pump

- High Pressure, Centrifugal, Self-priming 1.5" Pump
- Easy-start Honda 4hp OHV Commercial engine
- 106 gal./min. capacity
- Cast Iron Impeller & Volute

WH15XK1C1



Water Pump

- High Pressure, Centrifugal, Self-priming 1.5" Pump
- Easy-start Honda 4hp OHV Commercial engine
- 106 gal./min. capacity
- Lightweight Aluminum Case with Easy Carry Handle

WH20XK1C1



Water Pump

- Dry, self-priming 2" diaphragm pump
- Easy-start Honda 4hp OHV Commercial engine Protected by Honda Oil Alert
- Pumps up to 60 gals. per minute
- Perfect when low volume, Dry run capability is required
- Special "rock channel" Prevents Case Damage

WDP20X



Water Pump

- Dry, self-priming 3" diaphragm pump
- Easy-start Honda 4hp OHV Commercial engine Protected by Honda Oil Alert
- 80 gal./min capacity
- Perfect when low volume, Dry run capability is required
- Special "rock channel" Prevents Case Damage

WDP30X



PUMPS



WACKER



MQ 2" Single Phase

- 1 HP electric motor
- 5100 GPH capacity
- 42 ft. max. head/85 ft. max lift
- Replaces the ST-2005CUL2 and the S-500UL models
- Double mechanical oil-filled seal
- Neoprene rubber over cast iron impeller, internal pump casing and impeller nut
- All stainless steel hardware
- Fits inside an 8" diameter casing pipe
- UL certified
- Only 31 lbs

ST2037

MQ 2" Dewatering Pump

- 4 HP Honda engine with Oil Alert - low oil shut down system
- 8520 GPH capacity
- 115 ft. max. head/25 ft. max. lift
- Self-priming design
- Cast aluminum housing for light weight
- Cast iron wear parts (volute & impeller) for abrasion resistance and long life
- Tubular steel frame to protect the pump body and engine
- Stainless steel hardware minimizes corrosion for easy disassembly & service

QP204H

Wacker 2" Dewatering Pump

- PG 2
- 4 HP Honda engine
- 9540 GPH capacity
- 98 ft. max. head, 25 ft. max. lift
- Cast iron internal wear parts, including the impeller and volute
- Pump out vanes on back of impeller to reduce debris accumulation
- Carbon ceramic mechanical seal for long life engine protection


0007658



Wacker 2" Trash Pump

- PT2A
- 5.5 HP Honda engine
- 12,300 GPH capacity
- 100 ft. max head, 25 ft. max. lift
- Patented volute insert easily shimmed or replaced in field
- Compact design with high strength, lightweight aluminum housing for years of trouble-free operation
- Hardened ductile iron impeller and volute resists wear providing a long service life

0009092



Wacker 3" Trash Pump

- PT3A
- 8 HP Honda engine
- 25,500 GPH capacity
- 95 ft. max. head, 25 ft. max. lift
- Patented volute insert easily shimmed or replaced in field
- Compact design with high strength, lightweight aluminum housing for years of trouble-free operation
- Hardened ductile iron impeller and volute resists wear providing a long service life

0009098



Wacker 2" Single Phase

- PS2 500
- 1/2 HP electric motor
- 3744 GPH capacity
- 39-1/2 ft. max head
- Lightweight, compact design for easy transport and positioning of pump
- Built-in thermal protection prevents motor damage due to impeller blockage, reducing service repairs
- Heavy-duty power cord with strain relief resists pullout and abrasion reducing costly repairs

0009113

If You Don't See It, Call And Ask About Our Special Order Program



Star Water 115V Garden Hose Centrifugal Pump

- Cast Bronze pump head to prevent cross threading
- Moves up to 360 gallons per hour
- Includes 2 extra impellers, two gaskets, and one 6" hose with strainer

HPP360



Star Water 1/6 HP Submersible Utility Pump

- 1/6 HP, 115V motor, 1.5 amps
- Thermoplastic body resists corrosion, stress and heat
- Oil-free motor runs cooler and lasts longer
- Built-in thermal overload protection
- Vent hole prevents air lock
- 1" male discharge with garden hose adapter for easy hookup
- Pumps floor dry to 1/8"; fits into 7" opening

UTHAL



Star Water 1/4 HP Submersible Utility Pump

- 1/4 HP, 115V motor, 2.3 amps
- Thermoplastic body resists corrosion, stress and heat
- Oil-free motor runs cooler and lasts longer
- Built-in thermal overload protection
- Vent hole prevents air lock.
- 1-1/4" NPT discharge with garden hose adapter
- 9 ft cord standard
- Pumps floor dry to 1/8"

2STHAL.



Star Water Portable Transfer Utility Pump

- 1/2 HP, 115V
- Cast Iron pump housing
- Use for lawn sprinkling, power washing and water transfer
- Includes garden hose adapter, PuddleVac, and extra brushes

CS511



Star Water 1/2 HP Submersible Utility Pump

- 1/2 HP, 115V PSC motor, 6 amps
- Thermoplastic body resists corrosion, stress and heat
- Oil-free motor runs cooler and lasts longer
- 2" NPT discharge with barb hose adapter- pumps to 1"
- Ideal for contractor applications

5STH



UI-50-FS

Eagle Gas Cans

- Exclusive deep drawn seamless construction of hot-dipped 24-gauge galvanized steel
- Spring closing lid with neoprene gasket vents internal pressure between 3 and 5 PSI
- Non-sparking brass pour-spout and flame arrester
- Patented comfort-grip trigger release and fixed carry handle
- Meet OSHA & NFPA Code 30 requirements, FM, UL & ULC Approved
- Permitted for sale in California under the CARB regulations
- 100% leak tested
- Baked-on red powder-coat finish with yellow silkscreen trilingual warning label
- HDPE funnel for easy dispensing fits unleaded fuel tanks

UI-20-FS 2 Gallon Type I Safety Can with Funnel

UI-50-FS 5 Gallon Type I Safety Can with Funnel