

LASER SYSTEMS


These systems use a laser beam in place of traditional piano wire to indicate plumb and square rail installation. There is a system available for both single line and dual line applications. A hands free target holder is used for both systems. All systems are packaged in a Platt hard sided case.



Complete Single Beam Laser System for T-Rail and Round Rail

#SBL1005C


- Includes:
- (2) PLS3 Lasers
 - (1) Magnetic Laser Bracket
 - (2) Round-Rail Brackets
 - (1) Aluminum Clamp-on-Target
 - (1) Platt Hard Sided Carrying Case
 - (1) Splice Cap
 - (2) Laser Shims



Single Beam Laser System for T-Rail

- Includes:
- (1) PLS3 Laser
 - (1) Magnetic Laser Bracket
 - (1) Aluminum Clamp-on-Target
 - (1) Platt Hard Sided Carrying Case

#SBL1015T



Patent Pending


5/8" Dual Beam Laser System

- Includes:
- (4) PLS3 Lasers
 - (2) Dual Line Laser Brackets
 - (2) Target holders
 - (2) PlattHard Sided Carrying Cases

Laser adapter bracket available to convert the system for 3/4" and 1-1/8" rail. See page 3.

#DBL12286

LASER REPLACEMENT PARTS




LASERS



Round-Rail Bracket

#L12238



Laser Shims

#12228



Magnetic T-Rail Bracket

#12248



Platt Hard Sided Case

12" x 15" foam filled carry case. Foam can be "plucked" to fit any size object.

#L12258



Bag of 20 Targets

#L12268



Dual Laser Bracket

#L12278



T-Rail Target

#L12288



Rail Adapter for Dual Line Laser System

Converts the system to work on either 3/4" rail or 1-1/8" rail.

3/4" #RA034

1-1/8" #RA118



Dual Laser Target

#L12298

E-MAIL sales@verticalsolutions.net

PACIFIC LASER SYSTEMS

Fast, accurate and portable, PLS lasers save time and money when a bubble vial or rotary laser is too limited or too cumbersome to do the job. These lasers are self-leveling alignment tools. PLS lasers have the following quality features:

- Beam quality is small and crisp
- Dampening is quick and stable
- Tools are easy to use with one-button efficiency
- The PLS2 and PLS3 are fully repairable.



PLS1

Professional distance measuring tool; Measures distance, area, square footage, height differences; Designed for indoor and outdoor applications.

Specifications:

- Range: 300+'
- Accuracy: 1/8" @ 300+'
- Built-in Bubble Vial
- Power Supply: Battery operated (batteries not included)
- Indoor/Outdoor Usage

#PLS1-100



PLS2

Plumb, level and square laser tool. Includes the PLS2 Laser Unit, Wall Bracket, Compact Carrying Case, Operating Manual.

Specifications:

- Line Length: 60' @ 30'
- Accuracy: 1/8" @ 30'
- Range: 100'
- Power Supply: 3 AA batteries (not included)

#PLS2-200



PLS3

Lay out reference points faster than traditional, labor intensive methods. Plumb instantly from floor to ceiling or from 50 feet off the ground. Self-leveling. Includes the PLS3 Laser Unit, Wall Bracket, Carrying Pouch, Floor Stand.

Specifications:

- Working Range: +/- 100'
- Accuracy: <1/4" @ 100'
- Leveling Range: +/- 6°
- Power Supply: 3 AA batteries (not included)

#PLS3-300