

INSTALLATION




INSTALLATION

This is a four line target line system that lets you square and align your DBG at the same time without a gauge stick using the dual line rail bug. All you need for a complete kit is:

- 1 Dual Line Target Board Template
- 2 Dual Line Ratchet Brackets
- 2 Dual Line Rail Bugs

- 1 Set of Counterweight Gauges
- 1 Set (4 pcs.) Pit Channel Washers
(Rail Clips Not Provided)

TURN
YOUR PIT
STEEL INTO
A TARGET
BOARD



Aluminum Dual Line Target Board Template

#12236



Dual Line Rail Bug

- 5/8" rail #1220058
- 3/4" rail #1220034



Dual Line Ratchet Bracket Set

2 pieces. (Rail clips not provided.)
Fasten to rail or pit steel

- 5/8" #11010
- 3/4" #11011

SQUARE
AND SET YOUR
DBG AT THE
SAME TIME

Fasten the counterweight gauges in the correct location off your car rails and it acts as a template for quick and perfect counterweight location. Available in aluminum or wood.

Omega Rail Counterweight Aligning Gauge

- Aluminum #12260A
- Economy Style-Wood #12260W



T-Rail Counterweight Gauge

- Aluminum #12266A
- Economy Style-Wood #12266W



INSTALLATION



Round Rail Spreader

Handsfree way to spread the rail apart so splice tube easily fits into place.

Handsfree Spreader #12292

Pry Type (not pictured) #12292


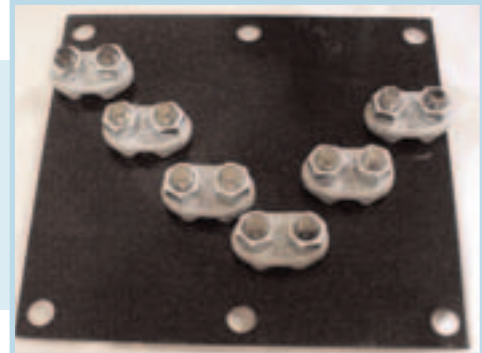
Cable Shortening Bracket

For controlling cable ends while roping and reroping elevators.

1/2" #CSB12

5/8" #CSB58

3/4" #CSB34



Strong Bar

10,000 lb. hoisting bar

#12015

Pit Channel Washers/ Packing Plates

4 pcs. 4" X 4" with 5/8" opening washer to be used on the pit template when applicable

#12258




Aluminum Sill (1 1/4") and Header (1 3/8") Gauge

Quickly and perfectly set the running clearances for the sill and header off the running platform.


#12234



INSTALLATION



INSTALLATION



Piano Wire (Lining Wire)

5 lb. spool of .029 wire; approx. 2200 ft.

#VSPW5



5 lb. Plumb Bob

The target line can be inserted and secured to the plumb bob and then be removed and used as the target line without damaging wire.

#11040

Pit Ladder

Available in 8' for a 4' pit or 9' for a 5' pit and either 12" or 16" wide.

8' ladder; 12" wide

PL812

8' ladder; 16" wide


PL816

9' ladder; 12" wide

PL912

9' ladder; 16" wide

PL916



Single Line Ratchet Bracket and Rail Clip (Johnson Clip)

The ratchet bracket allows for a quick and secure tensioning of target lines with the single aligning hole 1" from the rail. Fits .029 wire and can generate up to 200 # tension. Available in both 5/8" or 3/4".

Single Line Ratchet Bracket

5/8" #11070

3/4" #11080

Single Line Bracket

5/8" #11065

3/4" #11075



BLOCK OUT KITS



8 x 8 Blockout Kit

Kit includes:
3 pc. of 8 x 8 blockout tubing

#12262



Governor Blockout



Target Line Blockout

Target Line and Governor Blockout Kit

Kit includes:
1 Governor Blockout and 2 Target Line Blockouts

#12256

Purchased Individually:
Target Line ea. #12257
Governor Blockout ea. #12258





Economy Blockout Kit

(3) 8"x8"x12" Plywood Blockouts
(8) 3"x12" Plastic Tubes #EB13226

RAIL LIFTERS

Durable steel constructed tools that allow the installer to attach the fishplate to the rail completely before hoisting. Also features a quick release providing easy detachment when the rail is set. As an added bonus the heavy construction of the tool acts as a headache ball adding additional weight to the cable when lowering the hoist without a load. This tool is a must for any elevator installer. Available for Round Rail, T-Rail and Counterweight Rail.



Rail Lifters

A. **Round Rail Lifter** #12290

B. **T-Rail Lifter** #12295

Works on counterweight through jumbo size T-Rails
5/8" Through 1-1/8".

No climbing rails or leaving out fish plate bolt. Acts as a headache ball on low rise buildings.